

COLLECTION ' 24

GLAZED PORCELAIN TILES  
300X300MM (MATT)

Discover these 4 magnificent collections  
each with its creative designs in elite  
matt finish that amaze everyone.  
Choose your style to craft an incredible  
home.



**PLATINUM**  
COLLECTION

**TERRAZO**  
COLLECTION

**SEPIA**  
COLLECTION

**VETERAN**  
COLLECTION

# PLATINUM

COLLECTION

GLAZED PORCELAIN TILES  
300X300MM (MATT)

Just as named, tiles from this collection bring the beauty of platinum to your home which has 8 majestic patterns with stunning shade that captivates all.



08 PATTERN

01 BASE

PLATINUM  
COLLECTION

GLAZED PORCELAIN TILES  
WITH LOW WATER ABSORTION  $E \leq 0.5\%$



20332 PLATINUM PIRNA



20333 PLATINUM WISCON



20334 PLATINUM MRANA



20335 PLATINUM COREN



20336 PLATINUM KANSAS



20337 PLATINUM CRUSTO



20238 PLATINUM QUADRAL



20239 PLATINUM SEVILLA

SIZE.  
300X300MM

SURFACE  
MATT



WALL  
TILE



FLOOR  
TILE

# PLATINUM

COLLECTION

GLAZED PORCELAIN TILES  
WITH LOW WATER ABSORTION  $E \leq 0.5\%$



20331 PLATINUM BASE

SIZE.  
300X300MM

SURFACE  
MATT



WALL  
TILE



FLOOR  
TILE



20331 PLATINUM BASE  
20332 PLATINUM PIRNA

# SEPIA

COLLECTION

GLAZED PORCELAIN TILES  
300X300MM (MATT)

Explore this collection to witness 3 charismatic patterns within a brilliant base color and incredible matt finish giving an exceptional vibe to your home.



03 PATTERN


01 BASE



20201 SEPIA BASE



20202 SEPIA MASSAI



20203 SEPIA STAR



20204 SEPIA QUAD






# TERRAZO

COLLECTION

GLAZED PORCELAIN TILES  
300X300MM (MATT)

Explore our collection boasting 2 artistic designs in an elegant base color & sleek matte finish that transform your home into a heaven.




02 PATTERN

01 BASE


# TERRAZO

COLLECTION


GLAZED PORCELAIN TILES  
WITH LOW WATER ABSORTION  $E \leq 0.5\%$



20271 TERRAZO GREY



20272 TERRAZO STRAP



20273 TERRAZO STAR

SIZE.  
300X300MM

SURFACE  
MATT



WALL  
TILE



FLOOR  
TILE




20271 TERRAZO GREY

# VETERAN

COLLECTION

GLAZED PORCELAIN TILES  
300X300MM (MATT)

This collection brings sublime charm to space with 6 magnificent patterns in amazing shades and exquisite matt finish and creates sensational space.



06 PATTERN

VETERAN  
COLLECTION

GLAZED PORCELAIN TILES  
WITH LOW WATER ABSORTION  $E \leq 0.5\%$




20061 VETERAN FOIL



20062 VETERAN PETAL



20063 VETERAN SLICE



20064 VETERAN BLOOM



20065 VETERAN HUSK



20066 VETERAN NEEDLE

SIZE.  
300X300MM

SURFACE  
MATT



WALL  
TILE



FLOOR  
TILE



20066 VETERAN NEEDLE

# CHARACTERISTICS OF GLAZED PORCELAIN TILES

DRY-PRESSED CERAMIC TILES, WITH LOW WATER ABSORTION ≤ 0.5%,  
FOR INTERNAL AND EXTERNAL WALLS AND FLOORS

Fire Reaction	Class A1
Breaking Strength	≥ 1300 N
Thermal Shock Resistance	PASS
Durability For:	
Indoor Uses	PASS
Outdoor Uses	PASS
Frost Resistance	PASS
Resistance to Chemical for Household use and Swimming Pool Salts	ISO 10545-13 GA
Resistance to Low Concentrations of Acids and Alkalis	ISO 10545-13 GLA
Resistance to High Concentrations of Acids and Alkalis	ISO 10545-13 GHA
Stain Resistance	ISO 10545-14 Class 5

# PACKAGING DETAILS

SIZE	THICKNESS	PIECES/BOX	SQM./BOX	SQFT./BOX	KG/BOX
300X300MM (12"X12")	8.00MM	09	0.81	8.72	14.00

**Note :**

- Size / shade variation is inherent in porcelain tiles , in case of any complain its should be brought to our dealer’s notice before laying the tiles.
- Colour shown are indicative only. Check actual tiles for exact colour.
- The information contained in this catalogue are accurate as possible, but cannot be considered as legally binding.
- Customers are advised to inspect a sample of the tile before ordering.
- The company reserves the right to change the specifications without prior notice.

**Exterior Elevation or interior Walls & Floors**



# TILE FIXING INSTRUCTIONS

It is necessary to use an appropriate adhesive and grouting material for each product An initial approach must be made before starting the installation and take into account the type of joint, structural, perimeter, expansion and installation that must be used for each use. We advise that to obtain an optimal result a 1.5 mm joint should be used.

Once the placement is finished: it is recommended to remove the remains of adhesive material and specific grouting for each material, following the manufacturer’s instructions for these products.

In general, powder detergents and aggressive scouring pads should not be used for cleaning. It is enough to clean the tiles with a sponge, warm water and a neutral liquid soap. Finally, rinse with clean water.

